

GCG Sunday School - 6th October 2024

Lesson Outline



Lesson: Children of The Father
Passage: 1 Peter 1:13-21
Big Idea: We are children of the Father, so we will be holy, as he is holy.
Main Aim: Realise that we are children of our Father God, so we don't live like everyone else.
Key verse: 1 Peter 1:16

Please pray for the lesson preparation, that God's word would feed us and the children.

Laptop/tablet + speaker Unless you are at the Greenwich service, you will need to bring a device to play any media. If needed, Jonny can provide **a laptop and Bluetooth speaker**. 😊

Additional resources: [Mustard Seeds plan](#) (for teens, with some useful pointers)

1 Peter Overview

Christians to whom Peter writes, are suffering low-level persecution. Just like us.
 How will they stay strong, live differently and stand out?

Passage overview

We might find it hard to keep living distinctive lives, because people are nasty to us.
 This is why we should stand out:

1. We are God's children. v14-16
 So we don't live like we did before.
 We live holy lives,
 Because our Father is holy.
2. We are our judge's children. v17-21
 So we don't live like we did before.
 We live with fear,
 because our Father bought us from our past ways, with Christ's blood.

For them then

Suffering Christians can remember who they are.
 They are not who they were before: ignorant, living in futile ways learnt from their fathers.
 Now they are children of the Father - so live like it.
 Stand out, being holy.

For us now - Same!






The Age Ranges

CW (average age 4-5 years) - Prepare the lesson for **all ages**.
 Then separate **Sailor** and **Officer** groups for **Heart & Hands** teaching.
 GR and EC - Personalise **all material** for the Sailors or Officers.

Sailors: Ages 3-6

Officers: Ages 7-11

Lesson Overview

Get Going 3 min + song	Bible Talk ~10 mins	Heart & Hands ~30 mins	Land The Lesson ~5 mins	Extra Fun Time ~10 mins
				
Welcome & Pray Intro Idea Song	The Big Idea The Main Aim	Craft/ Worksheet Further teaching Memory verse	Recap Pray	Optional extra fun

Get Going



Welcome, Pray, Introduction idea & Song

At GR and EC the [Sailor Leader](#) will lead the “Get Going” section, by default.

Welcome and connect briefly with the children

- Ask a fun question, showing we’re interested in their lives. Such as:
 - What’s the best thing you did yesterday/ this morning? Highlight/lowlight?
 - What was the tastiest food you ate? The smelliest thing you smelled?

Prayer by the leader

- Help us to listen carefully to what God has to say to us today, and to have fun.

Rules Reminder

- We listen to the leader.
- We love our neighbour.

Intro Idea - Introduces the theme of the passage with “Intro” Powerpoint slides.

- Ask the children - Can you spot the odd one out? It’s easy.
 - Apples, flowers, people. Easy to see!
 - School classroom. You can’t see it, but one of them is a Christian.
Whenever she lives as a Christian, she’ll look like the odd one out!
Some people might notice her and say things about her.
Do you think it’s easier for her to be the odd one out? Or to fit in?

Link: Introduce the [Big Idea](#)


Sing - If needed, talk through the words and actions before singing.

God Speaks - [God Speaks - Emu Music \(with Lyrics\)](#)

With actions (A little too babyish for GR and EL): [God Speaks | All-Age Worship from All Souls](#)

GR & EC - Split into [Sailor](#) and [Officer](#) groups for the remainder of the session.

CW - Remain together.



Bible Talk

Teaching the Big Idea & Main Aim.

Keep it clear and snappy. Maybe come up with a catchphrase for the week.

Have Bible open throughout to show that we're teaching from God's word, and not from our heads.

Choose key verses and summarise.

Make the Bible talk engaging by asking questions and/or using visual aids.

Key Verse - 1 Peter 1:16

Lesson Points - Arriving repeatedly at the Big Idea.

Letter context - Peter writes to suffering Christians, who might not want to stick out.

But:

1. We are God's children. v14-16
 So we don't live like we did before (like everyone else).
 We live holy lives, (what does holy mean?) (different from everyone else)
 Because our Father is holy.

2. We are our judge's children. v17-21
 So we don't live like we did before (like everyone else).
 We live with fear, (different from everyone else)
 because our Father bought us from our past ways, with Christ's blood.

Brief application - Main aim expanded.

- **Sailors** State the application and expand it a bit.
 This is how it's right to think/ act/ talk/ feel.
 For home/ school/ church.
- **Officers** Ask questions to arrive at the application.
 How does this help us think/ act/ talk/ feel differently?
 What about at home/ school/ church?

Teaching ideas

- **Sailors**

Grab some objects. One of them is the odd one out.

When Christians live holy lives, we'll be the odd one out.

That might be hard.

But we're God's children now, so we live differently.

- Ask questions when teaching, such as:

How might someone feel if people make fun of them for trusting Jesus?

1. What were we like in the past?
 What are we like now?
 What is God like?

2. Same questions.

- **Visual Aids - Printed for Sailors**

Page 1 - Intro: Christians facing nastiness and pressure for being the odd one out.

Maybe we think we should try fitting in? - We might think.

Page 2 - Point 1: But God is our Father. We are God's children.

So we don't fit in like before.

We live, knowing God is our Father.

Page 3. Point 1: We're holy, as he is.

Point 2: We realise he's judge, so we live differently.

Thumb up, and thumb down, to show how fitting in is wrong, standing out is good.

- **Helpful questions to ask:** What noise/ smell do you think it made? How many stars did he see? Have you ever seen that before? How did he feel? What face would she have made?
- **Helpful methods:** Make actions to copy at certain points, act it out, place pictures on the wall, go for a walk around the room, use Lego/Playmobile figures.

- **Officers**

- Ask questions when teaching, such as:

Have we ever felt like living like everyone else instead of living as a Christian?

1. What were we like in the past?

What didn't we know/understand?

What are we like now?

What is God like?

How should we live like our Father?

2. Same questions.

- **Helpful questions to ask:** Why do you think he did that? What did she get right/ wrong? What would you do in his situation?
- **Helpful teaching methods:** Act it out, have them draw scenes, shout out the best thing they see in the passage, make a puppet show using paper and card, go for a walk, use Lego.

Heart and Hands



More on the Big Idea & Main Aim with activities.

Table Activities - Craft or worksheet - Spares go to the Eltham service.

- **Sailors** Craft.
Past & Now Book. Stick the two pages together and turn them.
It shows what we used to think, and what we know now.
- **Officers** Worksheet.
*This is a guided form of Bible study, to help them learn how Bible studies work.
The sheet progresses from easy questions, to harder questions.
Help them get answers from the Bible and think about their answers.*

Talk about the application and questions.


Further Teaching

An opportunity to reteach the same Big Idea & Main Aim with:

- Act out the passage.
- Do a drama based on the Main Aim. For example, the children make up a drama about someone who used to be worried, but is now comforted because God knows them completely.
- Discuss application.

Memory verse - Ideas for learning can be found in the Google Drive Folder.

"Blessed be the God and Father of our Lord Jesus Christ! According to his great mercy, he has caused us to be born again to a living hope through the resurrection of Jesus Christ from the dead."
1 Peter 1:3 (ESV)

We'll be using the following song to learn the verse:  1 Peter 1:3



Land the lesson

Bring everything together with: Recap and Prayer.

Recap - Use the craft/ worksheet to remind them of the Big Idea & Main Aim.

Pray - Encourage the children to pray with you about the Big Idea and Main Aim. They could **thank/praise God** for it or **ask for help** in believing it.

- **Sailors** You could suggest "Popcorn prayers" - really short prayers.
Or "Arrow prayers" - We all shoot up like an arrow at the end.
Or you could try the idea we use with Officers.
- **Officers** You could pass an object, like a Bible, around the room.
When a child receives the Bible, they can choose to pray in their head or aloud.
- **Music** A Spotify playlist of Sunday School Songs can be found in the term plan.



Extra fun time.

An optional game, which can be played mid-session.

Game idea - Feel free to play something different!

- **Sailors** A game about finding the odd one out? Something fun! Check the G-drive.
- **Officers** Follow the leader. In a circle. Someone in the middle guesses who the children are copying. 3 guesses. <https://group-games.com/action-games/follow-the-leader.html>
- For more time fillers and games - Check the G-drive

I often play something from: <https://www.youtube.com/@thebiggeststory>

Sign out - Give each family a Take Home Sheet

- Sign out with Rollcall.